


PX2 Ball Jam In Blower

If the machine is not feeding baseballs, take a look at the clear tube on the Blower System, pictured below.




OBJ

This tube should never have a baseball in it. If it does, removing the ball is necessary to return the machine to working order.

First make sure the stop button has been depressed. Next, locate the two knobs on the side of the machine. Loosen both knobs so the clamp door can be moved out of the way.


OBJ



[OBJ]



Now look at the right side of the clear tube. It will disconnect from the elbow piece it is attached to, allowing you to remove any baseballs that may be stuck.



Once you have removed the baseballs, simply reattach the clear tube, put the clamp door back and tighten the knobs, and run the machine.